




<h1>Report</h1>	Page No	SIMIAN RISK MANAGEMENT LTD 101 Newton House Birchwood Park Birchwood Warrington WA3 6FW T/F: 0845 602 2418 E: info@simian-risk.com www.simian-risk.com	
	Page 1 of 1		
Copies to: <input type="checkbox"/> Simian Risk <input type="checkbox"/> Bliss K Bliss <input type="checkbox"/> Others (specify) D Pinnock			

CLIENT:	Bliss Scaffolding	CONSULTANT:	Steve Trafford
SITE/DEPOT:	3 site visits	DATE OF VISIT:	18//12//2007
CONTACTS:	Keri Bliss - Dale Pinnock	REPORT TYPE:	Random Site and Scaffold inspections

ITEM	ISSUES RAISED & RECOMMENDATIONS
	<p><u>Introduction</u></p> <p>This report details results of scaffold/site inspections undertaken by Steve Trafford in the Northamptonshire and Coventry areas of the Midlands. Please note that scaffolds inspected and sites visits were unannounced.</p> <p>In total three sites were visited and the overall standard was very good with only minor issues raised.</p>
1.0	<p style="text-align: center;"><u>Warwick University CV4 7AL</u></p> <p style="text-align: center;">Scaffolders working at this location at the time of the inspection. Giles Prickett Foreman Jamie Madison PT 2 Rob Halt PT 2 Jordan Dorrel Trainee</p> <p>The site inspection took place accompanied by Jamie Madison.</p> <p>The scaffolds inspected were of a good standard and no major issues were found .</p> <p>All assessments were signed and up to date and statutory weekly inspections had been completed.</p> <p>Edge protection to floor levels was being fitted to replace the easy deck previously installed. (Fig 1)</p> <div style="display: flex; justify-content: space-around;"> <div style="text-align: center;">  <p>Fig. 1 Floor edge protection</p> </div> <div style="text-align: center;">  <p>Fig 2 Ties in position.</p> </div> </div> <p>The two end elevations featuring the curved scaffolding structures are part built with good ties in place. (Fig.2)</p> <p>The scaffold boards had all been cut on site and the overall fit was excellent. (Fig. 3)</p> <p>A section of edge protection required toe boarding, which was due for completion that day. (Fig.4)</p> <p>No problems were reported with interference</p> <p>The harnesses and lanyard seen were new issue and of a good standard.</p> <p>At time of visit all correct PPE was being worn.</p>

Report Continuation Sheet





Page No

Page 2 of 2

Date

12/072007



ITEM	ISSUES RAISED & RECOMMENDATIONS
	<div style="display: flex; justify-content: space-around;"> <div style="text-align: center;">  <p>Fig 3 Cut boards at curved sections</p> </div> <div style="text-align: center;">  <p>Fig 4 Toe boards required</p> </div> </div> <p><i>Overall good standard as previous visits to this site.</i></p>
<p>2.0</p>	<p style="text-align: center;"><u>Northampton Girls School NN3 6DG</u></p> <p style="text-align: center;">Scaffolders working at this location at the time of the inspection.</p> <p style="text-align: center;">D Smith Foreman Richard Kitchener PT. 2 Mark Kitchener PT 2 Derek Austin Trainee</p> <p>The site inspection took place accompanied by Dean Smith the site scaffold foreman and Kevin from the bricklayers.</p> <p>In general the scaffold was of a very good standard with only minor issues found.</p> <p>While on site I observed the safe removal of stripped scaffold material from the roof via forklift. The roof area was fully protected with edge protection in place. (Fig 5)</p> <div style="display: flex; justify-content: space-around; margin-top: 20px;"> <div style="text-align: center;">  <p>Fig 5 Safe system in place for off loading</p> </div> <div style="text-align: center;">  <p>Fig 6 Overview of one of the blocks.</p> </div> </div>